


# NATURITE AGRO PRODUCTS LIMITED

Manufacturers of: Spice Oils/Oleoresins, Natural food colors and Herbal Products, An ISO Certified Company 9001 : 2008 QMS  
 Regd. Off: Sy. No. 711-713, Lalgadi Malakpet (V), Shamirpet (M), R.R Dist. Telengana – 500078, CIN: L01119TG1990PLC011554  
 Tel: +918418201031, FAX: +9140 – 27564884, Email ID: naturiteinvestors@gmail.com, web site: www.naturite.co.in

| Introductory sub-table (I)(a)  |                                      |  |   |
|--|--------------------------------------|--|---|
| <b>Name of the Company: NATURITE AGRO PRODUCTS LIMITED</b>   |                                      |  |   |
| <b>Scrip Code, Name of the scrip, class of security: EQUITY, 39380</b>                                       |                                      |  |   |
| <b>Quarter ended: 31st March, 2014</b>   |                                      |  |   |
| <b>Partly paid-up shares:-</b>   | <b>No. of partly paid-up shares</b>  | <b>As a % of total no. of partly paid-up shares</b>              | <b>As a % of total no. of shares of the company</b>   |
| Held by promoter/promoter group  | 0                                    | 0  | 0   |
| Held by public   |                                      | #DIV/0!  | 0   |
| <b>Total - D</b>   | <b>0</b>                             | <b>#DIV/0!</b>   | <b>0</b>  |
| <b>Outstanding convertible securities:-</b>  | <b>No. of outstanding securities</b> | <b>As a % of total no. of outstanding convertible securities</b> | <b>As a % of total no. of shares of the company, assuming full conversion of the convertible securities</b> |
| Held by promoter/promoter group  | 0                                    | 0  | 0   |
| Held by public   |                                      | #DIV/0!  | 0   |
| <b>Total - E</b>   | <b>0</b>                             | <b>#DIV/0!</b>   | <b>0</b>  |
| <b>Warrants:-</b>  | <b>No. of warrants</b>               | <b>As a % of total no. of warrants</b>                           | <b>As a % of total no. of shares of the company, assuming full conversion of warrants</b>                   |
| Held by promoter/promoter group  | 0                                    | 0  | 0   |
| Held by public   |                                      | #DIV/0!  | 0   |
| <b>Total - F</b>   | <b>0</b>                             | <b>#DIV/0!</b>   | <b>0</b>  |
| <b>Total paid-up capital of the company, assuming full conversion of warrants and convertible securities</b> | <b>5296000</b>                       |  | <b>100</b>  |

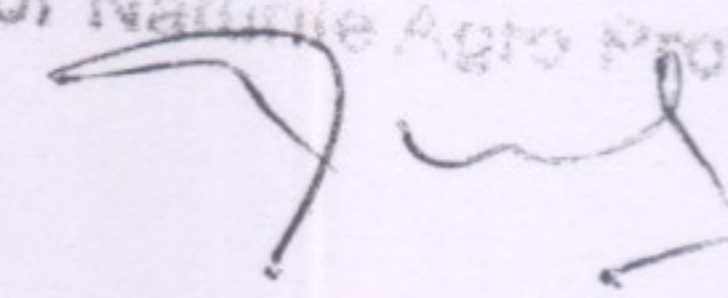
For Naturite Agro Products Ltd.

  
 Managing Director

## Statement Showing Shareholding Pattern


| Category code | Category of Shareholder  | Number of Shareholders | Table (I)(a)           |  | Total shareholding as a percentage of total number of shares |                            | Shares Pledged or otherwise encumbered |                         |
|---------------|--|------------------------|------------------------|--|--|----------------------------|--|-------------------------|
|               |  |                        | Total number of shares | Number of shares held in dematerialized form | As a percentage of (A+B)                                     | As a percentage of (A+B+C) | Number of shares                       | As a percentage         |
|               |  |                        |                        |  |  |                            |  |                         |
| (I)           | (II)   | (III)                  | (IV)                   | (V)  | (VI)   | (VII)                      | (VIII)                                 | (IX) = (VIII)/(IV)* 100 |
| (A)           | <b>Shareholding of Promoter and Promoter Group<sup>2</sup></b> |                        |                        |  |  |                            |  |                         |
| 1             | <b>Indian</b>  |                        |                        |  |  |                            |  |                         |
| (a)           | Individuals/ Hindu Undivided Family                            | 4                      | 3406000                | 0  | 64.31  | 64.31                      | NIL                                    | NIL                     |
| (b)           | Central Government/ State Government(s)                        | 0                      | 0                      | 0  | 0.00   | 0.00                       |  |                         |
| (c)           | Bodies Corporate   | 0                      | 0                      | 0  | 0.00   | 0.00                       |  |                         |
| (d)           | Financial Institutions/ Banks                                  | 0                      | 0                      | 0  | 0.00   | 0.00                       |  |                         |
| (e)           | Any Others(Specify)  | 0                      | 0                      | 0  | 0.00   | 0.00                       |  |                         |
| (e-i)         |  |                        |                        |  |  |                            |  |                         |
| (e-ii)        |  |                        |                        |  |  |                            |  |                         |
|               | <b>Sub Total(A)(1)</b>   | <b>4</b>               | <b>3406000</b>         | <b>0</b>                                     | <b>64.31</b>   | <b>64.31</b>               | <b>NIL</b>                             | <b>NIL</b>              |
| 2             | <b>Foreign</b>   |                        |                        |  |  |                            |  |                         |
| a             | Individuals (Non-Residents Individuals/ Foreign Individuals)   | 0                      | 0                      | 0  | 0.00   | 0.00                       |  |                         |
| b             | Bodies Corporate   | 0                      | 0                      | 0  | 0.00   | 0.00                       | NIL                                    | NIL                     |
| c             | Institutions   | 0                      | 0                      | 0  | 0.00   | 0.00                       |  |                         |
| d             | Any Others(Specify)  | 0                      | 0                      | 0  | 0.00   | 0.00                       |  |                         |
| d-i           |  |                        |                        |  |  |                            |  |                         |
| d-ii          |  |                        |                        |  |  |                            |  |                         |

For Naturelle Agro Products Ltd

  
 Managing Director

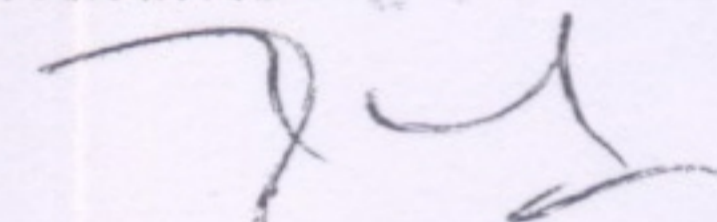
|            |   |          |                |          |              |              |            |            |
|------------|---|----------|----------------|----------|--------------|--------------|------------|------------|
|            | <b>Sub Total(A)(2)</b>  | <b>0</b> | <b>0</b>       | <b>0</b> | <b>0.00</b>  | <b>0.00</b>  | <b>NIL</b> | <b>NIL</b> |
|            | <b>Total Shareholding of Promoter and Promoter Group (A)= (A)(1)+(A)(2)</b>           | <b>4</b> | <b>3406000</b> | <b>0</b> | <b>64.31</b> | <b>64.31</b> | <b>NIL</b> | <b>NIL</b> |
| <b>(B)</b> | <b>Public shareholding</b>  |          |                |          |              |              |            |            |
| <b>1</b>   | <b>Institutions</b>   |          |                |          |              |              |            |            |
| (a)        | Mutual Funds/ UTI   | 0        | 0              | 0        | 0.00         | 0.00         |            |            |
| (b)        | Financial Institutions / Banks  | 0        | 0              | 0        | 0.00         | 0.00         |            |            |
| (c)        | Central Government/ State Government(s)   | 0        | 0              | 0        | 0.00         | 0.00         |            |            |
| (d)        | Venture Capital Funds   | 0        | 0              | 0        | 0.00         | 0.00         |            |            |
| (e)        | Insurance Companies   | 0        | 0              | 0        | 0.00         | 0.00         |            |            |
| (f)        | Foreign Institutional Investors   | 0        | 0              | 0        | 0.00         | 0.00         |            |            |
| (g)        | Foreign Venture Capital Investors   | 0        | 0              | 0        | 0.00         | 0.00         |            |            |
| (h)        | Any Other (specify)   | 0        | 0              | 0        | 0.00         | 0.00         |            |            |
| (h-i)      |   |          |                |          |              |              |            |            |
| (h-ii)     |   |          |                |          |              |              |            |            |
|            | <b>Sub-Total (B)(1)</b>   | <b>0</b> | <b>0</b>       | <b>0</b> | <b>0.00</b>  | <b>0.00</b>  |            |            |
| <b>B 2</b> | <b>Non-institutions</b>   |          |                |          |              |              |            |            |
| (a)        | Bodies Corporate  |          |                |          |              |              |            |            |
| (b)        | Individuals   |          |                |          |              |              |            |            |
| I          | Individuals -i. Individual shareholders holding nominal share capital up to Rs 1 lakh | 935      | 243700         | 0        | 4.60         | 4.60         |            |            |
| II         | ii. Individual shareholders holding nominal share capital in excess of Rs. 1 lakh.    | 77       | 1646300        | 0        | 31.09        | 31.09        |            |            |
| (c)        | Any Other (specify)   |          |                |          |              |              |            |            |
| (c-i)      | NRI   | 0        | 0              | 0        | 0.00         | 0.00         |            |            |

For Nature Agro Products Ltd.

  
Managing Director


|        |   |             |                |          |               |               |            |            |
|--------|---|-------------|----------------|----------|---------------|---------------|------------|------------|
| (c-ii) |   |             |                |          |               |               |            |            |
|        |   |             |                |          |               |               |            |            |
|        | <b>Sub-Total (B)(2)</b>   | <b>1012</b> | <b>1890000</b> | <b>0</b> | <b>35.69</b>  | <b>35.69</b>  |            |            |
|        |   |             |                |          |               |               |            |            |
| (B)    | <b>Total Public Shareholding (B)= (B)(1)+(B)(2)</b>                                     | <b>1012</b> | <b>1890000</b> | <b>0</b> | <b>35.69</b>  | <b>35.69</b>  |            |            |
|        |   |             |                |          |               |               |            |            |
|        | <b>TOTAL (A)+(B)</b>  | <b>1016</b> | <b>5296000</b> | <b>0</b> | <b>100.00</b> | <b>100.00</b> |            |            |
|        |   |             |                |          |               |               |            |            |
| (C)    | <b>Shares held by Custodians and against which Depository Receipts have been issued</b> |             |                |          |               |               |            |            |
|        | Promoter and Promoter Group   | 0           | 0              | 0        |               | 0.00          |            |            |
| 2      | Public  | 0           | 0              | 0        |               | 0.00          |            |            |
|        | <b>Sub-Total (C)</b>  | <b>0</b>    | <b>0</b>       | <b>0</b> |               | <b>0</b>      | <b>0</b>   |            |
|        |   |             |                |          |               |               |            |            |
|        | <b>GRAND TOTAL (A)+(B)+(C)</b>  | <b>1016</b> | <b>5296000</b> | <b>0</b> |               | <b>100.00</b> | <b>NIL</b> | <b>NIL</b> |

For Naturite Agro Products Ltd.

  
Managing Director

| Sr.No | Notes                          |
|-------|--------------------------------|
| 1     | TOTAL FOREIGN HOLDINGS IS: NIL |
| 2     |                                |
| 3     |                                |
| 4     |                                |
| 5     |                                |
| 6     |                                |
| 7     |                                |
| 8     |                                |
| 9     |                                |

FOR NATURAL AGRO PRODUCTS LTD.



Managing Director

(I)(b) Statement showing holding of securities (including shares, warrants, convertible securities) of persons belonging to the category "Promoter and Promoter Group"

| Sr. No. | Name of the shareholder | Details of Shares held |                                   | Encumbered shares (*) |                 |  | Details of warrants     |   | Details of convertible securities     |   | Total shares (including underlying shares assuming full conversion of warrants and convertible securities) as a % of diluted share of capital |       |
|---------|-------------------------|------------------------|-----------------------------------|-----------------------|-----------------|--|-------------------------|---|---------------------------------------|---|---|-------|
|         |                         | Number of shares held  | As a % of grand total (A)+(B)+(C) | No.                   | As a percentage | As a % of grand total (A)+(B)+(C) of sub-clause (I)(a) | Number of warrants held | As a % total number of warrants of the same class | Number of convertible securities held | As a % total number of convertible securities of the same class |   |       |
|         |                         |                        |                                   |                       |                 |  |                         |   |                                       |   |   | (III) |
| 1       | C.Srikanth Reddy        | 1579100                | 29.82                             | Nil                   | NIL             | NIL  | NIL                     | NIL   | NIL                                   | NIL   | NIL   | 29.82 |
| 2       | C.Vandana Reddy         | 782400                 | 14.77                             | Nil                   | NIL             | NIL  | NIL                     | NIL   | NIL                                   | NIL   | NIL   | 14.77 |
| 3       | Dr.G.V.Reddy            | 772000                 | 14.58                             | Nil                   | NIL             | NIL  | NIL                     | NIL   | NIL                                   | NIL   | NIL   | 14.58 |
| 4       | G.Usha                  | 272500                 | 5.15                              | Nil                   | NIL             | NIL  | NIL                     | NIL   | NIL                                   | NIL   | NIL   | 5.15  |
| TOTAL   |                         | 3406000                | 64.31                             | 0                     | 0.00            | 0.00   | 0                       | NIL   | 0                                     | NIL   | NIL   | 64.31 |

(\*) The term "encumbrance" has the same meaning as assigned to it in regulation 28(3) of the SAST Regulations, 2011

Agro Products Ltd.



Managing Director

**(D)(c)(i) Statement showing holding of securities (including shares, warrants, convertible securities) of persons belonging to the category "Public" and holding more than 1% of the total number of shares**

| Sr. No.      | Name of the shareholder | Number of shares held | Shares as a percentage of total number of shares {i.e., Grand Total (A)+(B)+(C) indicated in Statement at para (I)(a) above} | Details of warrants     |   | Details of convertible securities     |  | Total shares (including underlying shares assuming full conversion of warrants and convertible securities) as a % of diluted share capital |
|--------------|-------------------------|-----------------------|--|-------------------------|---|---------------------------------------|--|--|
|              |                         |                       |  | Number of warrants held | As a % total number of warrants of the same class | Number of convertible securities held | % w.r.t total number of convertible securities of the same class |  |
| 1            | NIL                     | NIL                   | NIL  | NIL                     | NIL   | NIL                                   | NIL  | NIL  |
| 2            |                         |                       |  |                         |   |                                       |  |  |
| 3            |                         |                       |  |                         |   |                                       |  |  |
| 4            |                         |                       |  |                         |   |                                       |  |  |
| 5            |                         |                       |  |                         |   |                                       |  |  |
| 6            |                         |                       |  |                         |   |                                       |  |  |
| <b>TOTAL</b> |                         | <b>0</b>              | <b>0.00</b>  | <b>0</b>                | <b>0</b>  | <b>0</b>                              | <b>0</b>   | <b>0.00</b>  |


FOR NATURALIS AGRO PRODUCTS LTD.



Managing Director

**(D)(c)(ii) Statement showing holding of securities (including shares, warrants, convertible securities) of persons (together with PAC) belonging to the category "Public" and holding more than 5% of the total number of shares of the company**


| Sr. No.      | Name(s) of the shareholder(s) and the Persons Acting in Concert (PAC) with them | Number of shares | Shares as a percentage of total number of shares {i.e., Grand Total (A)+(B)+(C) indicated in Statement at para (D)(a) above} | Details of warrants |   |                                       | Details of convertible securities                                |             | Total shares (including underlying shares assuming full conversion of warrants and convertible securities) as a % of diluted share capital |
|--------------|---|------------------|--|---------------------|---|---------------------------------------|--|-------------|--|
|              |   |                  |  | Number of warrants  | As a % total number of warrants of the same class | Number of convertible securities held | % w.r.t total number of convertible securities of the same class |             |  |
|              | NIL   |                  | NIL  | Nil                 | Nil   | Nil                                   | Nil  | 0.00        |  |
|              | NIL   |                  | NIL  | Nil                 | Nil   | Nil                                   | Nil  | 0.00        |  |
|              |   |                  |  |                     |   |                                       |  |             |  |
|              |   |                  |  |                     |   |                                       |  |             |  |
| <b>TOTAL</b> |   |                  |  | <b>0</b>            | <b>0</b>  | <b>0</b>                              | <b>0</b>   | <b>0.00</b> |  |

Agri Products  
  
 Managing Director



**(D)(d) Statement showing details of locked-in shares**

| Sr. No.      | Name of the shareholder | Number of locked-in shares | Locked-in shares as a percentage of total number of shares {i.e., Grand Total (A)+(B)+(C) indicated in Statement at para (I)(a) above} |
|--------------|-------------------------|----------------------------|--|
| 1            |                         | NIL                        | NIL  |
| 2            |                         |                            |  |
| 3            |                         |                            |  |
| 4            |                         |                            |  |
| 5            |                         |                            |  |
| 6            |                         |                            |  |
| 7            |                         |                            |  |
| 8            |                         |                            |  |
| 9            |                         |                            |  |
|              |                         |                            |  |
|              |                         |                            |  |
|              |                         |                            |  |
| <b>TOTAL</b> |                         |                            |  |

FOR NEULIFEACTO PRODUCTS !  
  
 Managing Director

**(II)(a) Statement showing details of Depository Receipts (DRs)**

| Sr. No.      | Type of outstanding DR<br>(ADRs, GDRs, SDRs,<br>etc.) | Number of outstanding<br>DRs | Number of shares<br>underlying outstanding<br>DRs | Shares underlying outstanding DRs<br>as a percentage of total number of<br>shares {i.e., Grand Total (A)+(B)+(C)<br>indicated in Statement at para (I)(a)<br>above} |
|--------------|---|------------------------------|---|---|
| 1            |   | NIL                          | NIL   | NIL   |
| 2            |   |                              |   |   |
| 3            |   |                              |   |   |
| 4            |   |                              |   |   |
| 5            |   |                              |   |   |
| 6            |   |                              |   |   |
| 7            |   |                              |   |   |
| 8            |   |                              |   |   |
| 9            |   |                              |   |   |
|              |   |                              |   |   |
|              |   |                              |   |   |
|              |   |                              |   |   |
|              |   |                              |   |   |
|              |   |                              |   |   |
|              |   |                              |   |   |
|              |   |                              |   |   |
| <b>TOTAL</b> |   |                              |   |   |

PTPL Natural Agro Products Ltd.



Managing Director

**(II)(b) Statement showing holding of Depository Receipts (DRs), where underlying shares held by "promoter/promoter group" are in excess of 1% of the total number of shares**

| Sr. No.      | Name of the DR Holder | Type of outstanding DR (ADRs, GDRs, SDRs, etc.) | Number of shares underlying outstanding DRs | Shares underlying outstanding DRs as a percentage of total number of shares {i.e., Grand Total (A)+(B)+(C) indicated in Statement at para (I)(a) above} |
|--------------|-----------------------|---|---|---|
| 1            | NIL                   | NIL   | NIL   | NIL   |
|              |                       |   |   |   |
|              |                       |   |   |   |
| <b>TOTAL</b> |                       |   | <b>0</b>                                    | <b>0.00</b>   |

For Natunite Agro Products Ltd.



Managing Director